

Appendix 1

WASTE WISE STATIONS

Examples of the banners, signage, and cart system developed for the Waste Wise Stations, including budget and sources, plus instructions for using or adapting our signs



The first version of the Waste Wise Stations used free-standing bins, and a segmented PVC frame with joints near where the banner attached. The joints broke in heavy winds and the entire banner would often blow over, as relying solely on the weight of the bins placed on top of the metal sleeves was not sufficient.





The revised Waste Wise Stations are now on rolling carts, which greatly eases set-up but increases storage space requirements. The PVC banner frame is one solid length so there are no weak joints to break in high winds. The metal sleeve is bolted to the cart base, so there is sufficient mass to keep the banners from blowing over. Bungee cords help stabilize the bins; however, we would eventually like a sturdier side barrier. A final improvement will be to put additional laminated signs on top of each bin to reinforce sorting options.





Signs are fastened with Velcro to the banners. This enables them to be replaced or updated easily. They can be printed and laminated at a local shop very inexpensively.

A-frame signs in the market direct shoppers to the closest Station. The arrows also attach with Velcro so they can be rearranged to point wherever needed.

Be Waste Wise!

90% of the market waste in your hand
can be composted. Compost it here!

RECYCLE IT

COMPOST IT

WASTE IT

Funding provided by
Richard and Rhoda
Goldman Fund

Ferry Plaza
Farmers Market

Be Waste Wise!

90% of the market waste in your hand can be composted. Compost it here!

RECYCLE IT



Funding provided by
Richard and Rhoda
Goldman Fund

COMPOST IT



WASTE IT



Ferry Plaza
Farmers Market



Fruit and
Vegetable
Scraps



Wooden
Utensils



Oyster
Shells



Napkins



Unfinished
Food
Scraps



Paper
Coffee
Cups
with sleeves
NO LIDS!



Meat &
Bones
(empty tin
foil goes in
blue bin)



Soiled
Paper
Products
(including
compostable
fork)




Plastic Cup
Lids &
Straws



Plastic
Utensils
(Non-
Compostable)




Glass
Bottles



Tin Foil
Without
Food



Plastic
Bottles



Plastic
Containers




Aluminum
Cans



Coffee
Cup Lids
(Black & White)



Potato Chip
Bags



Twist Ties



Plastic Bags



Rubber
Bands



Plastic
Wrap

Waste Wise Farmers' Market BUDGET

Planning & Implementation Budget

REVENUE

	Total
Corporate donation (Google, Inc.)	\$7,900.00
Grant funds (Richard & Rhoda Goldman Fund)	\$17,000.00
In-kind Donation (waste bins from Norcal Waste Systems)	\$1,365.00
TOTAL REVENUE	\$26,265.00

EXPENSES

	Total	Per Station
Waste Stations		
4 Rolling carts + shipping costs	\$1,137.20	\$284.30
Hardware (8 sets of poles, braces, PVC, Velcro, etc.)	\$2,075.27	\$259.41
7 Digital vinyl mesh banners + printing + sewing	\$2,115.00	\$302.14
Design of banners & signs + printing 17 sets of signs	\$2,910.00	\$171.18
Sign lamination- 17 sets of 3 signs each	\$716.21	\$42.13
Collection bins	\$1,365.00	\$170.63
PikStiks	\$120.00	\$12.00
Total costs per completed Waste Station		\$1,241.78

Directional signage for site

A-frame sign design	\$240.00
4 A-frame signs; printing & laminating	\$1,714.30

Reusable Bag Giveaway

Bag design	\$100.00
Bag production + shipping	\$7,900.00

Educational Displays & Kick-off Event Supplies

Display & game pieces printing & laminating	\$206.78
Film rental	\$10.00
Kick-off event special activities	\$250.00

Staffing*

Project Coordinator- research, planning & implementation	\$4,512.50
Waste Wise Coordinator (April 19-August 23)	\$2,514.00

TOTAL EXPENSES **\$27,886.26**

Net **-\$1,621.26**

* Note: this budget does not include the costs of CUESA operations and education staff who also worked to plan and implement this program; those efforts (and costs) were considered to be part of their regular staff duties.

Anticipated Ongoing Operational Budget

Staffing

Waste Wise Coordinator (12 months)	\$7,488.00
------------------------------------	------------

Supplies & Equipment for 6 Stations + Backups

Replacement signs, banner & cart upkeep/repair	\$800.00
Bags for black waste bins	\$91.00

Total Anticipated Annual Operating Expenses **\$8,379.00**

Estimated operational cost per day per waste station **\$23.02**

Waste Wise Station & Bag Specifications

<i>Item</i>	<i>Description</i>	<i>Source</i>	<i>Cost/unit</i>
Rolling carts	Vicro Folding Chair Truck/Storage Cart (HC26)	CSN Chairs; www.csnchairs.com	\$230.30
Semi-circle banners	41" tall X 69" wide Digital Vinyl Mesh with 2" sleeve	Sign*A*Rama; sales@signaramasf.com	\$235.00
Reusable shopping bags	NWPP Standard Shopping Bags; 15.5" x 12.5" x 8.5"	Green Bag Company; www.greenbag.info	\$0.79

Using or Adapting our Banner or Signs

CUESA expended considerable effort and expense in designing the banners and signs for the Waste Wise Stations. It is our hope that these resources can be either used as designed or easily adapted by others creating waste stations.

Therefore, you may reprint and reproduce our signs and banners as designed at any time. However, we ask that you notify us at info@cuesa.org so that we may track their use by others.

If you would like to adapt these signs, perhaps by changing photos to more specifically reflect items at your own site, or to obtain the files in different formats or sizes, we ask you to contact our graphic designer (listed below), who will be able to provide you a bid for services for amending these basic items.

Graphic Designer: Charlie Walter, Modern States Design
ctwalter@pacbell.net